


Oflexi

The endoscopy solution for EVERYONE

SIMPLE
EFFICIENT
PROFITABLE




Endoscopes for VETS




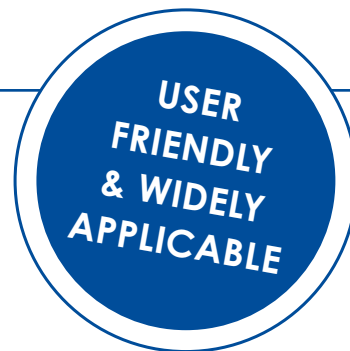
Field of view:
120°
Depth of field:
0.5 - 120 mm



Superior optical quality
Allowing to show accurately subtle details of the interiors of the bronchial tree



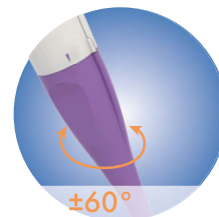
Slender and flexible
For many procedures:
Bronchoscopy, ENT,
upper airways...



Dogs, Cats and Exotics



The $\pm 60^\circ$ shaft rotation supports smoother insertion of scope optical adaptation during procedures and easier access to biopsy port.



The direction of the suction button is adjustable, which can prevent tangled pipes.



Two-way bending 220° Up/Down supports smoother insertion into upper lobe bronchi.



The passive bending function allows the bronchoscope to navigate the airways with ease.



References	ENDO-1060	ENDO-1061	ENDO-1062
Outer diameter	ø 2.8 mm	ø 4.2 mm	ø 5.6 mm
Working channel	ø 1.2 mm	ø 2.0 mm	ø 2.8 mm
Working length	615 mm		
Field of view	120°		
Depth of view	0.5 - 120 mm		
Bending	220° up / down		



22 rue Charles de Gaulle
22100 Lanvallay - France
Tel. +33 (0)2 96 85 86 76

export@manomedical.com

www.manomedical.com

HD video processor

Settings:

Adjustable denoise
Sharpness
Gain

Full-HD resolution

On a portable
13.3" (33 cm) touchscreen




Plug and Play

Quick start
Long unplugged battery
time (up to 4 h)

Portable

Easy to carry through it's
ergonomic handle
Easy data transfer with USB
support Type A and Type C



Reference	ENDO-1000
Dimensions	33 x 24 x 5 cm
Touchscreen	LCD 13.3"
Resolution	HD 1920 x 1080
Output	HDMI x 1, SDI x 1
Weight	2.3 kg
USB interface	Types A x 1 et C x 1
Battery operation	4 hours

