


Oflexi

The endoscopy solution for EVERYONE

SIMPLE
EFFICIENT
PROFITABLE




Endoscopes for VETS



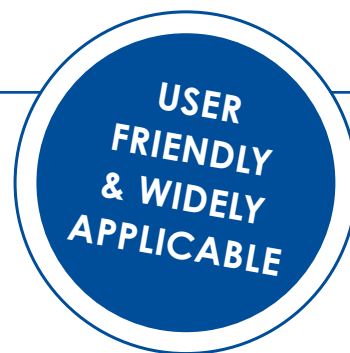
Field of view:
120°
Depth of field:
0.5 - 120 mm



Superior optical quality
Allowing to show accurately subtle details of the explored cavities



Slender and flexible
For many procedures:
Bronchoscopy, ENT,
upper airways...



22 rue Charles de Gaulle
22100 Lanvallay - France
Tel. +33 (0)2 96 85 86 76

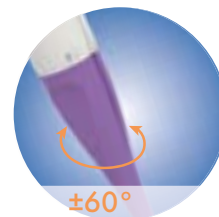
export@manomedical.com

www.manomedical.com

Dogs, Cats and Exotics



The $\pm 60^\circ$ shaft rotation supports smoother insertion of scope optical adaptation during procedures and easier access to biopsy port.




The direction of the suction button is adjustable, which can prevent tangled pipes.



Two-way bending supports smoother insertion into upper lobe bronchi.



The passive bending function allows the bronchoscope to navigate the airways with ease.



References	ENDO-1060	ENDO-1061	ENDO-1062	ENDO-1063
Outer diameter	ø 2.8 mm	ø 4.2 mm	ø 5.6 mm	ø 2,8 mm
Working channel	ø 1.2 mm	ø 2.0 mm	ø 2.8 mm	ø 1,2 mm
Working length		615 mm		240 mm
Field of view	120°			
Depth of view	0.5 - 120 mm			
Bending	220° up / down		130° up / down	

HD video processor

Settings:

Adjustable denoise
Sharpness
Gain

Full-HD resolution

On a portable
13.3" (33 cm) touchscreen

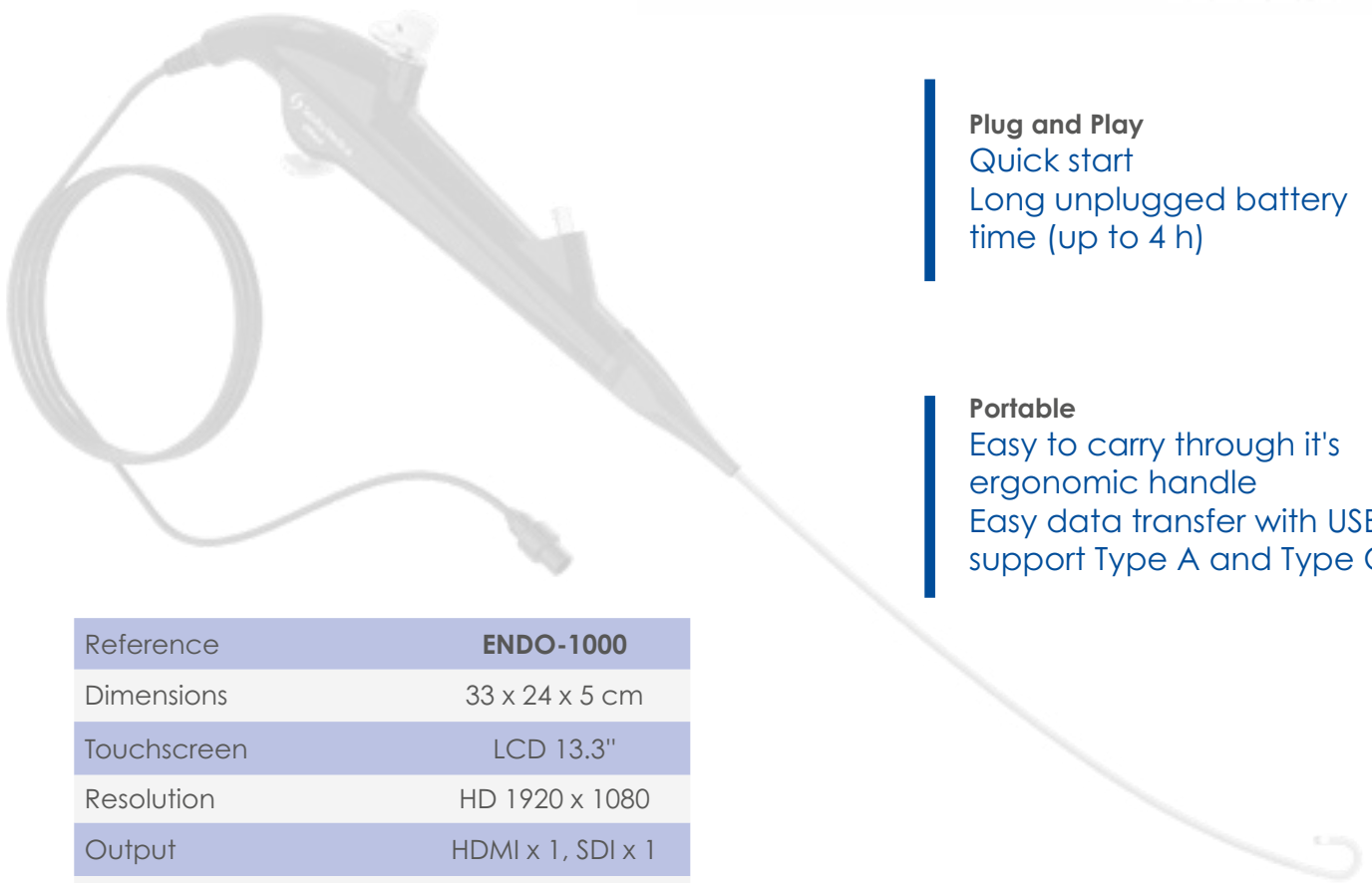


Plug and Play

Quick start
Long unplugged battery
time (up to 4 h)

Portable

Easy to carry through it's
ergonomic handle
Easy data transfer with USB
support Type A and Type C



Reference	ENDO-1000
Dimensions	33 x 24 x 5 cm
Touchscreen	LCD 13.3"
Resolution	HD 1920 x 1080
Output	HDMI x 1, SDI x 1
Weight	2.3 kg
USB interface	Types A x 1 et C x 1
Battery operation	4 hours

